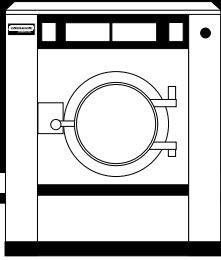




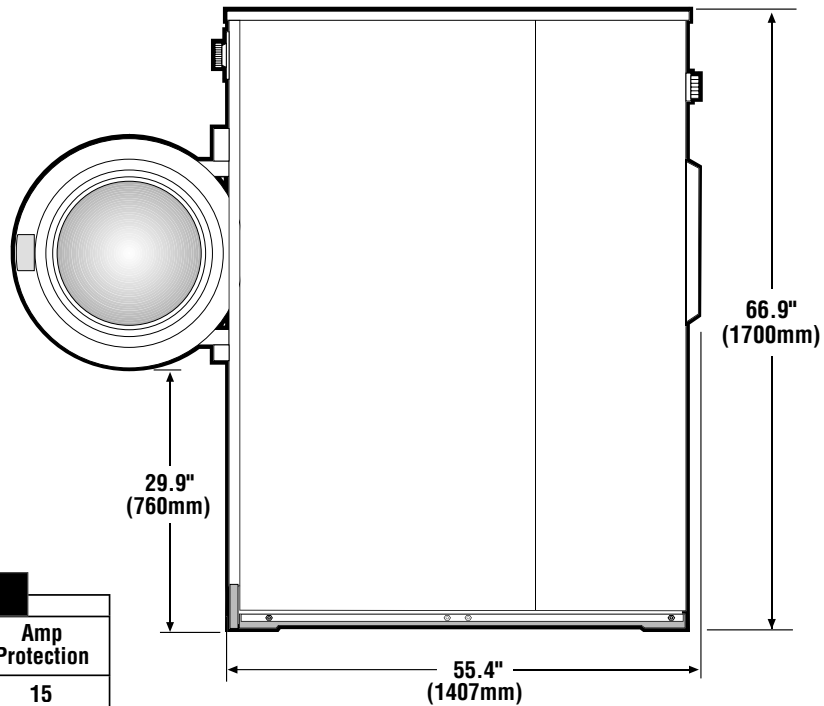
**GIRBAU, INC.**

2500 State Road 44 • Oshkosh, WI 54904  
 (920) 231-8222 • FAX (920) 231-4666  
 www.cont-girbau.com

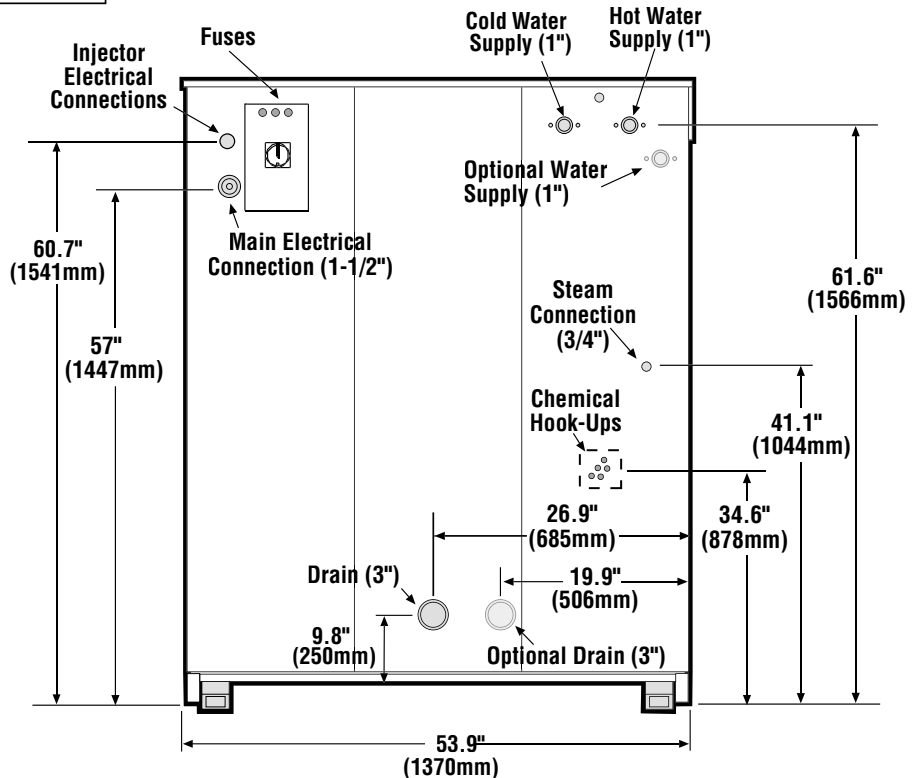


# H2090

## HIGH-PERFORMANCE WASHER-EXTRACTOR



Electrical Data		
Voltage	Wire Config.	Amp Protection
208-240/60/3	3W+G	15
440-480/60/3	3W+G	10



\*Specifications subject to change without notice.

## H2090 Product Technical Specifications

Capacity	90 lbs.	(40 kg.)
Cylinder Diameter	35.5 in.	(902 mm.)
Cylinder Depth	24.75 in.	(628 mm.)
Cylinder Volume	14.1 cu. ft.	(400 dm <sup>3</sup> )
Crated Weight	3362 lbs.	(1525 kg.)
Net Weight	3023 lbs.	(1371 kg.)
Height	66.9 in.	(1700 mm.)
Overall Depth	55.4 in.	(1407 mm.)
Width	53.9 in.	(1370 mm.)
Floor to Door	29.9 in.	(760 mm.)
Washing Speed	40 rpm	
Spin Speeds	68/431/575/725/870 rpm	
G-Force	2.3/93/166/264/380	
Drain Diameter	3 in.	(76 mm.)
Water Inlets	1 in.	(25.4 mm.)
Water Pressure	7-87 PSI	(0.5-6 bar)
Water Flow	26 gal/min.	(100 l/min.)
Steam Connection	3/4 in.	(19 mm.)
Steam Pressure (optional)	29-87 PSI	(2-6 bar)
Steam Flow (optional)	397 lbs/h	(180 kg/h)
Motor Power	4.8 kVA	
Electric Heating Power (optional)	25.7 kVA	
Shipping Dimensions (W x D x H)	59.8 x 58.7 x 77.2 in.	(1520 x 1490 x 1960 mm.)

## Chemical Hook-Up Information

TERMINAL CONNECTIONS ALL MODELS		CHEMICAL INJECTION (Dosing)
		PM MODEL TERMINAL CONNECTIONS
Supply #	Conn. #	
5	X5-6	47
4	X5-5	46
3	X5-4	45
2	X5-3	44
1	X5-2	43
Common	X5-1	207

